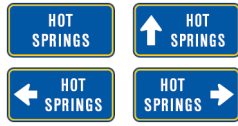




CR-001 Series  
Page 1



CR-001-Ta Tab Series  
Page 1



CR-001-Tb Tab Series  
Pages 1



CR-001-Tc Tab Series  
Page 1



CR-001-Td Tab Series  
Page 1



CR-001-Te Tab Series  
Page 2



CR-001-Tf Tab Series  
Page 2



CR-001-Tg Tab Series  
Page 2



CR-001-Th Tab Series  
Page 2



CR-001-Tj Tab Series  
Page 2



CR-001-Tk Tab Series  
Page 2



CR-001-Tm Tab Series  
Page 2



CR-001-Tn Tab Series  
Page 2



CR-001-To Tab Series  
Page 2



CR-001-Tp Tab Series  
Page 2



CR-001-Tq Tab Series  
Page 2



CR-001-Tr Tab Series  
Page 2




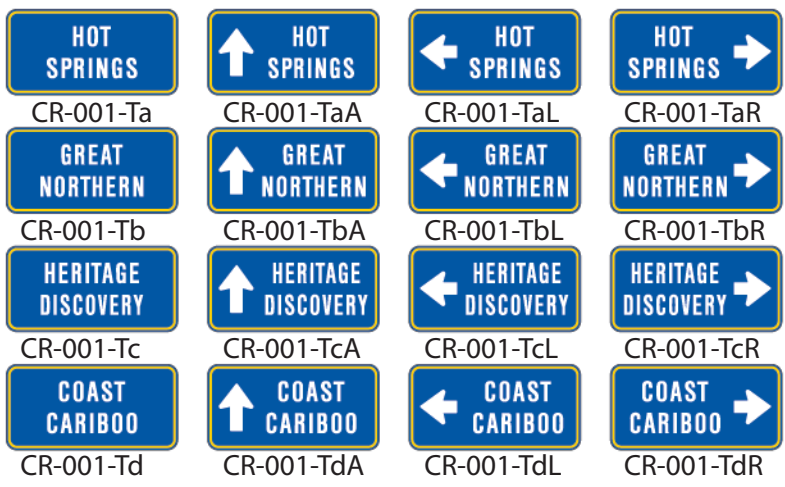
CR-001-Ts Tab Series  
Page 2































<b>Sign Item Number</b>	<b>Description</b>	<b>Page</b>
CR-001	Circle Route British Columbia BC Logo	1
CR-001-x	Circle Route British Columbia BC Logo	1
CR-001-Ta	Hot Springs tab	1
CR-001-Tax	Hot Springs tab	1
CR-001-TaA	Hot Springs AHEAD ARROW tab	1
CR-001-TaA-x	Hot Springs AHEAD ARROW tab	1
CR-001-TaL	Hot Springs LEFT ARROW tab	1
CR-001-TaL-x	Hot Springs LEFT ARROW tab	1
CR-001-TaR	Hot Springs RIGHT ARROW tab	1
CR-001-TaR-x	Hot Springs RIGHT ARROW tab	1
CR-001-Tb	Great Northern tab	1
CR-001-Tbx	Great Northern tab	1
CR-001-TbA	Great Northern AHEAD ARROW tab	1
CR-001-TbA-x	Great Northern AHEAD ARROW tab	1
CR-001-TbL	Great Northern LEFT ARROW tab	1
CR-001-TbL-x	Great Northern LEFT ARROW tab	1
CR-001-TbR	Great Northern RIGHT ARROW tab	1
CR-001-TbR-x	Great Northern RIGHT ARROW tab	1
CR-001-Tc	Heritage Discovery tab	1
CR-001-Tcx	Heritage Discovery tab	1
CR-001-TcA	Heritage Discovery AHEAD ARROW tab	1
CR-001-TcA-x	Heritage Discovery AHEAD ARROW tab	1
CR-001-TcL	Heritage Discovery LEFT ARROW tab	1
CR-001-TcL-x	Heritage Discovery LEFT ARROW tab	1
CR-001-TcR	Heritage Discovery RIGHT ARROW	1
CR-001-TcR-x	Heritage Discovery RIGHT ARROW	1
CR-001-Td	Coast Cariboo tab	1
CR-001-Tdx	Coast Cariboo tab	1
CR-001-TdA	Coast Cariboo AHEAD ARROW tab	1
CR-001-TdA-x	Coast Cariboo AHEAD ARROW tab	1
CR-001-TdL	Coast Cariboo LEFT ARROW tab	1
CR-001-TdL-x	Coast Cariboo LEFT ARROW tab	1
CR-001-TdR	Coast Cariboo RIGHT ARROW tab	1
CR-001-TdR-x	Coast Cariboo RIGHT ARROW tab	1
CR-001-Te	Mountains & Vineyards tab	2
CR-001-Tex	Mountains & Vineyards tab	2
CR-001-TeA	Mountains & Vineyards AHEAD ARROW tab	2
CR-001-TeA-x	Mountains & Vineyards AHEAD ARROW tab	2
CR-001-TeL	Mountains & Vineyards LEFT ARROW tab	2
CR-001-TeL-x	Mountains & Vineyards LEFT ARROW tab	2
CR-001-TeR	Mountains & Vineyards RIGHT ARROW tab	2
CR-001-TeR-x	Mountains & Vineyards RIGHT ARROW tab	2
CR-001-Tf	Lakes & Trails tab	2
CR-001-Tfx	Lakes & Trails tab	2
CR-001-TfA	Lakes & Trails AHEAD ARROW tab	2
CR-001-TfA-x	Lakes & Trails AHEAD ARROW tab	2
CR-001-TfL	Lakes & Trails LEFT ARROW tab	2
CR-001-TfL-x	Lakes & Trails LEFT ARROW tab	2

<b>Sign Item Number</b>	<b>Description</b>	<b>Page</b>
CR-001-TfR	Lakes & Trails RIGHT ARROW tab	2
CR-001-TfR-x	Lakes & Trails RIGHT ARROW tab	2
CR-001-Tg	Ranchlands & Rivers tab	2
CR-001-Tgx	Ranchlands & Rivers tab	2
CR-001-TgA	Ranchlands & Rivers AHEAD ARROW tab	2
CR-001-TgA-x	Ranchlands & Rivers AHEAD ARROW tab	2
CR-001-TgL	Ranchlands & Rivers LEFT ARROW tab	2
CR-001-TgL-x	Ranchlands & Rivers LEFT ARROW tab	2
CR-001-TgR	Ranchlands & Rivers RIGHT ARROW tab	2
CR-001-TgR-x	Ranchlands & Rivers RIGHT ARROW tab	2
CR-001-Th	Pacific Marine tab	2
CR-001-Thx	Pacific Marine tab	2
CR-001-ThA	Pacific Marine AHEAD ARROW tab	2
CR-001-ThA-x	Pacific Marine AHEAD ARROW tab	2
CR-001-ThL	Pacific Marine LEFT ARROW tab	2
CR-001-ThL-x	Pacific Marine LEFT ARROW tab	2
CR-001-ThR	Pacific Marine RIGHT ARROW tab	2
CR-001-ThR-x	Pacific Marine RIGHT ARROW tab	2
CR-001-Tj	Coastal tab	2
CR-001-Tjx	Coastal tab	2
CR-001-TjA	Coastal AHEAD ARROW tab	2
CR-001-TjA-x	Coastal AHEAD ARROW tab	2
CR-001-TjL	Coastal LEFT ARROW tab	2
CR-001-TjL-x	Coastal LEFT ARROW tab	2
CR-001-TjR	Coastal RIGHT ARROW tab	2
CR-001-TjR-x	Coastal RIGHT ARROW tab	2
CR-001-Tk	Via Ferry tab	2
CR-001-Tkx	Via Ferry tab	2
CR-001-Tm	Via Ferry to Vancouver tab	2
CR-001-Tmx	Via Ferry to Vancouver tab	2
CR-001-Tn	Via Ferry to Sunshine Coast tab	2
CR-001-Tnx	Via Ferry to Sunshine Coast tab	2
CR-001-To	Via Ferry to Victoria tab	2
CR-001-Tox	Via Ferry to Victoria tab	2
CR-001-Tp	Via Ferry to Powell River tab	2
CR-001-Tpx	Via Ferry to Powell River tab	2
CR-001-Tq	Via Ferry to Tsawwassen tab	2
CR-001-Tqx	Via Ferry to Tsawwassen tab	2
CR-001-Tr	Via Ferry to Comox tab	2
CR-001-Trx	Via Ferry to Comox tab	2
CR-001-Ts	Follow Hwy 99 tab	2
CR-001-Tsx	Follow Hwy 99 tab	2

0.081 Aluminum				
				
Sign Item Number	Dimensions (W x H) mm	Reflectivity ASTM Type	MoT Approval	Typical Application
CR-001	600 x 600	1	DMT	Local Road / Low Speed or Arterial
CR-001-x	750 x 750	1	DMT	Expressway or Freeway
<i>NOTE: Review with Sign Program Manager prior to fabrication to ensure quality control.</i>				

0.081 Aluminum				
				
Sign Item Number	Dimensions (W x H) mm	Reflectivity ASTM Type	MoT Approval	Typical Application
CR-001 Tabs 1	600 x 300	1	DMT	Local Road / Low Speed or Arterial
CR-001-x Tabs 1	750 x 400	1	DMT	Expressway or Freeway
<i>NOTE: Provide individual tab number when placing order.</i>				

0.081 Aluminum				
				
CR-001-Te	CR-001-TeA	CR-001-TeL	CR-001-TeR	
				
CR-001-Tf	CR-001-TfA	CR-001-TfL	CR-001-TfR	
				
CR-001-Tg	CR-001-TgA	CR-001-TgL	CR-001-TgR	
				
CR-001-Th	CR-001-ThA	CR-001-ThL	CR-001-ThR	
Sign Item Number	Dimensions (W x H) mm	Reflectivity ASTM Type	MoT Approval	Typical Application
CR-001 Tabs 2	600 x 300	1	DMT	Local Road / Low Speed or Arterial
CR-001-x Tabs 2	750 x 400	1	DMT	Expressway or Freeway
<i>NOTE: Provide individual tab number when placing order.</i>				

0.081 Aluminum				
				
CR-001-Tj	CR-001-TjA	CR-001-TjL	CR-001-TjR	
				
CR-001-Tk	CR-001-Tm	CR-001-Tn	CR-001-To	
				
CR-001-Tp	CR-001-Tq	CR-001-Tr	CR-001-Ts	
Sign Item Number	Dimensions (W x H) mm	Reflectivity ASTM Type	MoT Approval	Typical Application
CR-001 Tabs 3	600 x 300	1	DMT	Local Road / Low Speed or Arterial
CR-001-x Tabs 3	750 x 400	1	DMT	Expressway or Freeway
<i>NOTE: Provide individual tab number when placing order.</i>				