

Appendix A1: Base Case Traffic Forecasts

Weekday Eastbound Volumes				Weekday Westbound Volumes				EB Capacity Constrained				WB Capacity Constrained				AADT			
Year	AM	MD	PM	AADT	AM	MD	PM	AADT	AM	MD	PM	AADT	AM	MD	PM	AADT	Year	Unconstrained	Constrained
2003	2,400	1,400	1,600	23,000	1,200	1,300	2,700	23,000	2,400	1,400	1,600	23,000	1,200	1,300	2,700	23,000	2003	46,000	46,000
2004	2,400	1,400	1,600	23,300	1,300	1,300	2,700	23,300	2,400	1,400	1,600	23,300	1,300	1,300	2,700	23,300	2004	46,600	46,600
2005	2,500	1,400	1,700	23,600	1,300	1,400	2,800	23,600	2,500	1,400	1,700	23,600	1,300	1,400	2,800	23,600	2005	47,200	47,200
2006	2,500	1,500	1,700	24,000	1,300	1,400	2,800	23,900	2,500	1,500	1,700	24,000	1,300	1,400	2,800	23,900	2006	47,900	47,900
2007	2,800	1,600	1,900	26,800	1,500	1,500	3,100	26,700	2,800	1,600	1,900	26,800	1,500	1,500	3,100	26,700	2007	53,500	53,500
2008	2,900	1,700	2,100	28,800	1,600	1,700	3,300	28,700	2,900	1,700	2,100	28,800	1,600	1,700	3,300	28,700	2008	57,500	57,500
2009	3,100	1,800	2,300	30,500	1,800	1,800	3,500	30,300	3,100	1,800	2,300	30,500	1,800	1,800	3,500	30,300	2009	60,800	60,800
2010	3,100	1,900	2,300	31,400	1,800	1,800	3,600	31,300	3,100	1,900	2,300	31,400	1,800	1,800	3,600	31,300	2010	62,700	62,700
2011	3,200	1,900	2,400	32,100	1,900	1,800	3,600	31,900	3,200	1,900	2,400	32,100	1,900	1,800	3,600	31,900	2011	64,000	64,000
2012	3,300	2,000	2,500	32,800	1,900	1,900	3,700	32,600	3,300	2,000	2,500	32,800	1,900	1,900	3,700	32,600	2012	65,400	65,400
2013	3,300	2,000	2,500	33,300	2,000	1,900	3,800	33,100	3,300	2,000	2,500	33,300	2,000	1,900	3,700	33,000	2013	66,400	66,300
2014	3,400	2,000	2,600	33,900	2,000	2,000	3,800	33,700	3,300	2,000	2,600	33,700	2,000	2,000	3,700	33,300	2014	67,600	67,000
2015	3,400	2,100	2,600	34,400	2,000	2,000	3,900	34,200	3,300	2,100	2,600	34,100	2,000	2,000	3,700	33,700	2015	68,600	67,800
2016	3,500	2,100	2,600	35,000	2,100	2,000	3,900	34,800	3,300	2,100	2,600	34,600	2,100	2,000	3,700	34,000	2016	69,800	68,600
2017	3,500	2,100	2,700	35,500	2,100	2,000	4,000	35,300	3,300	2,100	2,700	35,000	2,100	2,000	3,700	34,400	2017	70,800	69,400
2018	3,500	2,200	2,700	36,000	2,100	2,100	4,000	35,700	3,300	2,200	2,700	35,400	2,100	2,100	3,700	34,700	2018	71,700	70,100
2019	3,600	2,200	2,800	36,400	2,100	2,100	4,100	36,200	3,300	2,200	2,800	35,700	2,100	2,100	3,700	35,000	2019	72,600	70,700
2020	3,600	2,200	2,800	36,900	2,200	2,100	4,100	36,600	3,300	2,200	2,800	36,100	2,200	2,100	3,700	35,300	2020	73,500	71,400
2021	3,600	2,300	2,800	37,300	2,200	2,200	4,100	37,100	3,300	2,300	2,800	36,500	2,200	2,200	3,700	35,600	2021	74,400	72,100
2022	3,700	2,300	2,900	37,800	2,200	2,200	4,200	37,500	3,300	2,300	2,900	36,800	2,200	2,200	3,700	35,900	2022	75,300	72,700
2023	3,700	2,300	2,900	38,200	2,300	2,200	4,200	37,900	3,300	2,300	2,900	37,200	2,300	2,200	3,700	36,200	2023	76,100	73,400
2024	3,700	2,300	3,000	38,700	2,300	2,200	4,300	38,400	3,300	2,300	3,000	37,500	2,300	2,200	3,700	36,500	2024	77,100	74,000
2025	3,800	2,400	3,000	39,100	2,300	2,300	4,300	38,800	3,300	2,400	3,000	37,900	2,300	2,300	3,700	36,800	2025	77,900	74,700
2026	3,800	2,400	3,000	39,600	2,300	2,300	4,400	39,200	3,300	2,400	3,000	38,300	2,300	2,300	3,700	37,100	2026	78,800	75,400
2027	3,800	2,400	3,100	40,000	2,400	2,300	4,400	39,700	3,300	2,400	3,100	38,600	2,400	2,300	3,700	37,400	2027	79,700	76,000
2028	3,900	2,500	3,100	40,500	2,400	2,400	4,400	40,100	3,300	2,500	3,100	39,000	2,400	2,400	3,700	37,700	2028	80,600	76,700
2029	3,900	2,500	3,200	40,900	2,400	2,400	4,500	40,600	3,300	2,500	3,200	39,300	2,400	2,400	3,700	38,000	2029	81,500	77,300
2030	4,000	2,500	3,200	41,400	2,500	2,400	4,500	41,000	3,300	2,500	3,200	39,700	2,500	2,400	3,700	38,300	2030	82,400	78,000
2031	4,000	2,500	3,200	41,800	2,500	2,400	4,600	41,400	3,300	2,500	3,200	40,100	2,500	2,400	3,700	38,600	2031	83,200	78,700
2032	4,000	2,600	3,300	42,300	2,500	2,500	4,600	41,900	3,300	2,600	3,300	40,400	2,500	2,500	3,700	38,900	2032	84,200	79,300
2033	4,100	2,600	3,300	42,700	2,500	2,500	4,700	42,300	3,300	2,600	3,300	40,800	2,500	2,500	3,700	39,200	2033	85,000	80,000
2034	4,100	2,600	3,300	43,200	2,600	2,500	4,700	42,800	3,300	2,600	3,300	41,000	2,600	2,500	3,700	39,500	2034	86,000	80,500
2035	4,100	2,700	3,400	43,700	2,600	2,500	4,700	43,200	3,300	2,700	3,300	41,200	2,600	2,500	3,700	39,800	2035	86,900	81,000
2036	4,200	2,700	3,400	44,100	2,600	2,600	4,800	43,600	3,300	2,700	3,300	41,500	2,600	2,600	3,700	40,100	2036	87,700	81,600
2037	4,200	2,700	3,500	44,600	2,600	2,600	4,800	44,100	3,300	2,700	3,300	41,700	2,600	2,600	3,700	40,400	2037	88,700	82,100
2038	4,200	2,700	3,500	45,000	2,700	2,600	4,900	44,500	3,300	2,700	3,300	41,900	2,700	2,600	3,700	40,700	2038	89,500	82,600
2039	4,300	2,800	3,500	45,500	2,700	2,700	4,900	45,000	3,300	2,800	3,300	42,200	2,700	2,700	3,700	41,000	2039	90,500	83,200
2040	4,300	2,800	3,600	45,900	2,700	2,700	5,000	45,400	3,300	2,800	3,300	42,400	2,700	2,700	3,700	41,300	2040	91,300	83,700
2041	4,300	2,800	3,600	46,400	2,800	2,700	5,000	45,800	3,300	2,800	3,300	42,700	2,800	2,700	3,700	41,600	2041	92,200	84,300

Appendix A2: Scenario 5 Traffic Forecasts

Weekday Eastbound Volumes				Weekday Westbound Volumes				EB Capacity Constrained				WB Capacity Constrained				AADT			
Year	AM	MD	PM	AADT	AM	MD	PM	AADT	AM	MD	PM	AADT	AM	MD	PM	AADT	Year	Unconstrained	Constrained
2003	2,400	1,400	1,600	23,000	1,200	1,300	2,700	23,000	2,400	1,400	1,600	23,000	1,200	1,300	2,700	23,000	2003	46,000	46,000
2004	2,400	1,400	1,600	23,300	1,300	1,300	2,700	23,300	2,400	1,400	1,600	23,300	1,300	1,300	2,700	23,300	2004	46,600	46,600
2005	2,500	1,400	1,700	23,600	1,300	1,400	2,800	23,600	2,500	1,400	1,700	23,600	1,300	1,400	2,800	23,600	2005	47,200	47,200
2006	2,500	1,500	1,700	24,000	1,300	1,400	2,800	23,900	2,500	1,500	1,700	24,000	1,300	1,400	2,800	23,900	2006	47,900	47,900
2007	2,800	1,600	1,900	26,900	1,500	1,500	3,100	26,800	2,800	1,600	1,900	26,900	1,500	1,500	3,100	26,800	2007	53,700	53,700
2008	2,900	1,700	2,100	28,900	1,700	1,700	3,300	28,800	2,900	1,700	2,100	28,900	1,700	1,700	3,300	28,800	2008	57,700	57,700
2009	3,100	1,900	2,300	30,700	1,800	1,800	3,500	30,600	3,100	1,900	2,300	30,700	1,800	1,800	3,500	30,600	2009	61,300	61,300
2010	3,200	1,900	2,400	31,700	1,900	1,800	3,600	31,600	3,200	1,900	2,400	31,700	1,900	1,800	3,600	31,600	2010	63,300	63,300
2011	3,200	2,000	2,400	32,400	1,900	1,900	3,700	32,300	3,200	2,000	2,400	32,400	1,900	1,900	3,700	32,300	2011	64,700	64,700
2012	3,300	2,000	2,500	33,100	2,000	1,900	3,700	33,000	3,300	2,000	2,500	33,100	2,000	1,900	3,700	33,000	2012	66,100	66,100
2013	3,400	2,000	2,500	33,700	2,000	1,900	3,800	33,600	3,400	2,000	2,500	33,700	2,000	1,900	3,800	33,600	2013	67,300	67,300
2014	3,400	2,100	2,600	34,400	2,000	2,000	3,900	34,200	3,400	2,100	2,600	34,400	2,000	2,000	3,900	34,200	2014	68,600	68,600
2015	3,500	2,100	2,700	35,000	2,100	2,000	3,900	34,800	3,500	2,100	2,700	35,000	2,100	2,000	3,900	34,800	2015	69,800	69,800
2016	3,500	2,100	2,700	35,600	2,100	2,100	4,000	35,400	3,500	2,100	2,700	35,600	2,100	2,100	4,000	35,400	2016	71,000	71,000
2017	3,600	2,200	2,800	36,200	2,200	2,100	4,000	36,000	3,600	2,200	2,800	36,200	2,200	2,100	4,000	36,000	2017	72,200	72,200
2018	3,600	2,200	2,800	36,800	2,200	2,100	4,100	36,500	3,600	2,200	2,800	36,800	2,200	2,100	4,100	36,500	2018	73,300	73,300
2019	3,700	2,200	2,900	37,300	2,200	2,100	4,100	37,000	3,700	2,200	2,900	37,300	2,200	2,100	4,100	37,000	2019	74,300	74,300
2020	3,700	2,300	2,900	37,800	2,300	2,200	4,200	37,500	3,700	2,300	2,900	37,800	2,300	2,200	4,200	37,500	2020	75,300	75,300
2021	3,700	2,300	2,900	38,300	2,300	2,200	4,200	38,000	3,700	2,300	2,900	38,300	2,300	2,200	4,200	38,000	2021	76,300	76,300
2022	3,800	2,300	3,000	38,900	2,300	2,200	4,300	38,500	3,800	2,300	3,000	38,900	2,300	2,200	4,300	38,500	2022	77,400	77,400
2023	3,800	2,400	3,000	39,400	2,400	2,300	4,300	39,100	3,800	2,400	3,000	39,300	2,400	2,300	4,300	38,900	2023	78,500	78,200
2024	3,900	2,400	3,100	39,900	2,400	2,300	4,400	39,600	3,800	2,400	3,100	39,700	2,400	2,300	4,300	39,300	2024	79,500	79,000
2025	3,900	2,400	3,100	40,400	2,400	2,300	4,400	40,100	3,800	2,400	3,100	40,200	2,400	2,300	4,300	39,600	2025	80,500	79,800
2026	3,900	2,500	3,200	40,900	2,500	2,400	4,500	40,600	3,800	2,500	3,200	40,600	2,500	2,400	4,300	40,000	2026	81,500	80,600
2027	4,000	2,500	3,200	41,500	2,500	2,400	4,500	41,100	3,800	2,500	3,200	41,000	2,500	2,400	4,300	40,300	2027	82,600	81,300
2028	4,000	2,500	3,300	42,000	2,500	2,400	4,600	41,600	3,800	2,500	3,300	41,400	2,500	2,400	4,300	40,700	2028	83,600	82,100
2029	4,100	2,600	3,300	42,500	2,600	2,500	4,600	42,100	3,800	2,600	3,300	41,800	2,600	2,500	4,300	41,000	2029	84,600	82,800
2030	4,100	2,600	3,400	43,000	2,600	2,500	4,700	42,600	3,800	2,600	3,400	42,200	2,600	2,500	4,300	41,300	2030	85,600	83,500
2031	4,200	2,600	3,400	43,600	2,600	2,500	4,700	43,100	3,800	2,600	3,400	42,700	2,600	2,500	4,300	41,700	2031	86,700	84,400
2032	4,200	2,700	3,400	44,100	2,700	2,600	4,800	43,700	3,800	2,700	3,400	43,100	2,700	2,600	4,300	42,000	2032	87,800	85,100
2033	4,200	2,700	3,500	44,600	2,700	2,600	4,800	44,200	3,800	2,700	3,500	43,500	2,700	2,600	4,300	42,400	2033	88,800	85,900
2034	4,300	2,700	3,500	45,100	2,700	2,600	4,900	44,700	3,800	2,700	3,500	43,900	2,700	2,600	4,300	42,700	2034	89,800	86,600
2035	4,300	2,800	3,600	45,700	2,800	2,700	4,900	45,200	3,800	2,800	3,600	44,300	2,800	2,700	4,300	43,100	2035	90,900	87,400
2036	4,400	2,800	3,600	46,200	2,800	2,700	5,000	45,700	3,800	2,800	3,600	44,700	2,800	2,700	4,300	43,400	2036	91,900	88,100
2037	4,400	2,800	3,700	46,700	2,800	2,700	5,000	46,200	3,800	2,800	3,700	45,100	2,800	2,700	4,300	43,800	2037	92,900	88,900
2038	4,400	2,900	3,700	47,200	2,900	2,700	5,100	46,700	3,800	2,900	3,700	45,600	2,900	2,700	4,300	44,100	2038	93,900	89,700
2039	4,500	2,900	3,800	47,700	2,900	2,800	5,100	47,200	3,800	2,900	3,800	46,000	2,900	2,800	4,300	44,500	2039	94,900	90,500
2040	4,500	2,900	3,800	48,300	2,900	2,800	5,200	47,700	3,800	2,900	3,800	46,400	2,900	2,800	4,300	44,800	2040	96,000	91,200
2041	4,600	3,000	3,900	48,800	3,000	2,800	5,200	48,300	3,800	3,000	3,800	46,600	3,000	2,800	4,300	45,200	2041	97,100	91,800

Appendix A3: Scenario 7 Traffic Forecasts

Weekday Eastbound Volumes				Weekday Westbound Volumes				EB Capacity Constrained				WB Capacity Constrained				AADT			
Year	AM	MD	PM	AADT	AM	MD	PM	AADT	AM	MD	PM	AADT	AM	MD	PM	AADT	Year	Unconstrained	Constrained
2003	2,400	1,400	1,600	23,000	1,200	1,300	2,700	23,000	2,400	1,400	1,600	23,000	1,200	1,300	2,700	23,000	2003	46,000	46,000
2004	2,400	1,400	1,600	23,300	1,300	1,300	2,700	23,300	2,400	1,400	1,600	23,300	1,300	1,300	2,700	23,300	2004	46,600	46,600
2005	2,500	1,400	1,700	23,600	1,300	1,400	2,800	23,600	2,500	1,400	1,700	23,600	1,300	1,400	2,800	23,600	2005	47,200	47,200
2006	2,500	1,500	1,700	24,000	1,300	1,400	2,800	23,900	2,500	1,500	1,700	24,000	1,300	1,400	2,800	23,900	2006	47,900	47,900
2007	2,800	1,600	1,900	26,900	1,500	1,500	3,100	26,800	2,800	1,600	1,900	26,900	1,500	1,500	3,100	26,800	2007	53,700	53,700
2008	2,900	1,700	2,100	29,000	1,700	1,700	3,300	28,900	2,900	1,700	2,100	29,000	1,700	1,700	3,300	28,900	2008	57,900	57,900
2009	3,100	1,900	2,300	30,800	1,800	1,800	3,500	30,700	3,100	1,900	2,300	30,800	1,800	1,800	3,500	30,700	2009	61,500	61,500
2010	3,200	1,900	2,400	31,800	1,900	1,800	3,600	31,600	3,200	1,900	2,400	31,800	1,900	1,800	3,600	31,600	2010	63,400	63,400
2011	3,200	2,000	2,400	32,500	1,900	1,900	3,700	32,400	3,200	2,000	2,400	32,500	1,900	1,900	3,700	32,400	2011	64,900	64,900
2012	3,300	2,000	2,500	33,200	2,000	1,900	3,700	33,100	3,300	2,000	2,500	33,200	2,000	1,900	3,700	33,100	2012	66,300	66,300
2013	3,400	2,000	2,600	33,900	2,000	1,900	3,800	33,700	3,400	2,000	2,600	33,900	2,000	1,900	3,800	33,700	2013	67,600	67,600
2014	3,400	2,100	2,600	34,500	2,000	2,000	3,900	34,300	3,400	2,100	2,600	34,500	2,000	2,000	3,900	34,300	2014	68,800	68,800
2015	3,500	2,100	2,700	35,200	2,100	2,000	3,900	34,900	3,500	2,100	2,700	35,200	2,100	2,000	3,900	34,900	2015	70,100	70,100
2016	3,500	2,200	2,700	35,800	2,100	2,100	4,000	35,600	3,500	2,200	2,700	35,800	2,100	2,100	4,000	35,600	2016	71,400	71,400
2017	3,600	2,200	2,800	36,400	2,200	2,100	4,100	36,200	3,600	2,200	2,800	36,400	2,200	2,100	4,100	36,200	2017	72,600	72,600
2018	3,600	2,200	2,800	37,000	2,200	2,100	4,100	36,700	3,600	2,200	2,800	37,000	2,200	2,100	4,100	36,700	2018	73,700	73,700
2019	3,700	2,300	2,900	37,600	2,200	2,200	4,200	37,300	3,700	2,300	2,900	37,600	2,200	2,200	4,200	37,300	2019	74,900	74,900
2020	3,700	2,300	2,900	38,100	2,300	2,200	4,200	37,800	3,700	2,300	2,900	38,100	2,300	2,200	4,200	37,800	2020	75,900	75,900
2021	3,800	2,300	3,000	38,700	2,300	2,200	4,300	38,400	3,800	2,300	3,000	38,700	2,300	2,200	4,300	38,400	2021	77,100	77,100
2022	3,800	2,400	3,000	39,200	2,400	2,300	4,300	38,900	3,800	2,400	3,000	39,200	2,400	2,300	4,300	38,900	2022	78,100	78,100
2023	3,900	2,400	3,100	39,800	2,400	2,300	4,400	39,500	3,900	2,400	3,100	39,800	2,400	2,300	4,400	39,500	2023	79,300	79,300
2024	3,900	2,400	3,100	40,400	2,400	2,300	4,400	40,000	3,900	2,400	3,100	40,400	2,400	2,300	4,400	40,000	2024	80,400	80,400
2025	3,900	2,500	3,200	40,900	2,500	2,400	4,500	40,600	3,900	2,500	3,200	40,900	2,500	2,400	4,500	40,600	2025	81,500	81,500
2026	4,000	2,500	3,200	41,500	2,500	2,400	4,500	41,100	4,000	2,500	3,200	41,500	2,500	2,400	4,500	41,100	2026	82,600	82,600
2027	4,000	2,500	3,300	42,000	2,500	2,400	4,600	41,700	4,000	2,500	3,300	42,000	2,500	2,400	4,600	41,700	2027	83,700	83,700
2028	4,100	2,600	3,300	42,600	2,600	2,500	4,700	42,200	4,100	2,600	3,300	42,600	2,600	2,500	4,600	42,000	2028	84,800	84,600
2029	4,100	2,600	3,400	43,100	2,600	2,500	4,700	42,700	4,100	2,600	3,400	43,100	2,600	2,500	4,600	42,400	2029	85,800	85,500
2030	4,200	2,600	3,400	43,700	2,700	2,500	4,800	43,300	4,200	2,600	3,400	43,700	2,700	2,500	4,600	42,800	2030	87,000	86,500
2031	4,200	2,700	3,500	44,300	2,700	2,600	4,800	43,800	4,200	2,700	3,500	44,300	2,700	2,600	4,600	43,100	2031	88,100	87,400
2032	4,300	2,700	3,500	44,800	2,700	2,600	4,900	44,400	4,300	2,700	3,500	44,800	2,700	2,600	4,600	43,500	2032	89,200	88,300
2033	4,300	2,700	3,600	45,400	2,800	2,600	4,900	44,900	4,300	2,700	3,600	45,400	2,800	2,600	4,600	43,900	2033	90,300	89,300
2034	4,400	2,800	3,600	45,900	2,800	2,700	5,000	45,500	4,400	2,800	3,600	45,900	2,800	2,700	4,600	44,300	2034	91,400	90,200
2035	4,400	2,800	3,700	46,500	2,800	2,700	5,000	46,000	4,400	2,800	3,700	46,500	2,800	2,700	4,600	44,600	2035	92,500	91,100
2036	4,400	2,800	3,700	47,100	2,900	2,700	5,100	46,600	4,400	2,800	3,700	47,100	2,900	2,700	4,600	45,000	2036	93,700	92,100
2037	4,500	2,900	3,800	47,600	2,900	2,800	5,100	47,100	4,500	2,900	3,800	47,600	2,900	2,800	4,600	45,400	2037	94,700	93,000
2038	4,500	2,900	3,800	48,200	3,000	2,800	5,200	47,700	4,500	2,900	3,800	48,200	3,000	2,800	4,600	45,700	2038	95,900	93,900
2039	4,600	2,900	3,900	48,700	3,000	2,800	5,200	48,200	4,600	2,900	3,900	48,700	3,000	2,800	4,600	46,100	2039	96,900	94,800
2040	4,600	3,000	3,900	49,300	3,000	2,900	5,300	48,800	4,600	3,000	3,900	49,200	3,000	2,900	4,600	46,500	2040	98,100	95,700
2041	4,700	3,000	4,000	49,900	3,100	2,900	5,300	49,300	4,600	3,000	4,000	49,700	3,100	2,900	4,600	46,800	2041	99,200	96,500

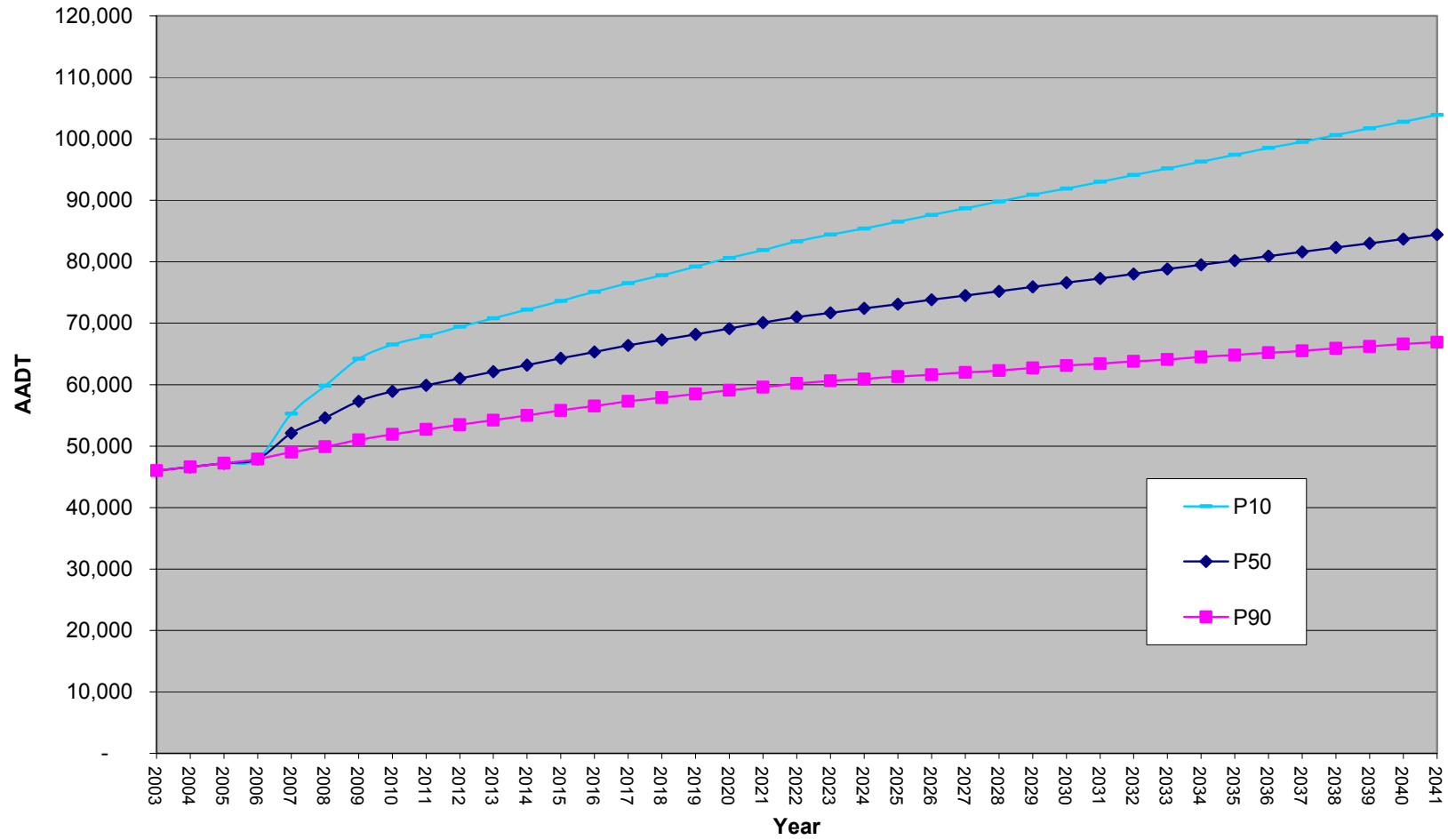
Appendix A4: Scenario 9 Traffic Forecasts

Weekday Eastbound Volumes				Weekday Westbound Volumes				EB Capacity Constrained				WB Capacity Constrained				AADT			
Year	AM	MD	PM	AADT	AM	MD	PM	AADT	AM	MD	PM	AADT	AM	MD	PM	AADT	Year	Unconstrained	Constrained
2003	2,400	1,400	1,600	23,000	1,200	1,300	2,700	23,000	2,400	1,400	1,600	23,000	1,200	1,300	2,700	23,000	2003	46,000	46,000
2004	2,400	1,400	1,600	23,300	1,300	1,300	2,700	23,300	2,400	1,400	1,600	23,300	1,300	1,300	2,700	23,300	2004	46,600	46,600
2005	2,500	1,400	1,700	23,600	1,300	1,400	2,800	23,600	2,500	1,400	1,700	23,600	1,300	1,400	2,800	23,600	2005	47,200	47,200
2006	2,500	1,500	1,700	24,000	1,300	1,400	2,800	23,900	2,500	1,500	1,700	24,000	1,300	1,400	2,800	23,900	2006	47,900	47,900
2007	2,800	1,600	2,000	27,000	1,500	1,600	3,100	26,900	2,800	1,600	2,000	27,000	1,500	1,600	3,100	26,900	2007	53,900	53,900
2008	3,000	1,800	2,100	29,100	1,700	1,700	3,300	29,000	3,000	1,800	2,100	29,100	1,700	1,700	3,300	29,000	2008	58,100	58,100
2009	3,100	1,900	2,300	31,000	1,800	1,800	3,500	30,900	3,100	1,900	2,300	31,000	1,800	1,800	3,500	30,900	2009	61,900	61,900
2010	3,200	1,900	2,400	32,000	1,900	1,800	3,600	31,900	3,200	1,900	2,400	32,000	1,900	1,800	3,600	31,900	2010	63,900	63,900
2011	3,300	2,000	2,500	32,700	1,900	1,900	3,700	32,600	3,300	2,000	2,500	32,700	1,900	1,900	3,700	32,600	2011	65,300	65,300
2012	3,300	2,000	2,500	33,500	2,000	1,900	3,800	33,300	3,300	2,000	2,500	33,500	2,000	1,900	3,800	33,300	2012	66,800	66,800
2013	3,400	2,100	2,600	34,100	2,000	2,000	3,800	34,000	3,400	2,100	2,600	34,100	2,000	2,000	3,800	34,000	2013	68,100	68,100
2014	3,400	2,100	2,600	34,800	2,100	2,000	3,900	34,600	3,400	2,100	2,600	34,800	2,100	2,000	3,900	34,600	2014	69,400	69,400
2015	3,500	2,100	2,700	35,500	2,100	2,000	4,000	35,300	3,500	2,100	2,700	35,500	2,100	2,000	4,000	35,300	2015	70,800	70,800
2016	3,600	2,200	2,800	36,200	2,200	2,100	4,000	35,900	3,600	2,200	2,800	36,200	2,200	2,100	4,000	35,900	2016	72,100	72,100
2017	3,600	2,200	2,800	36,800	2,200	2,100	4,100	36,600	3,600	2,200	2,800	36,800	2,200	2,100	4,100	36,600	2017	73,400	73,400
2018	3,700	2,300	2,900	37,400	2,200	2,200	4,200	37,200	3,700	2,300	2,900	37,400	2,200	2,200	4,200	37,200	2018	74,600	74,600
2019	3,700	2,300	2,900	38,000	2,300	2,200	4,200	37,800	3,700	2,300	2,900	38,000	2,300	2,200	4,200	37,800	2019	75,800	75,800
2020	3,800	2,300	3,000	38,600	2,300	2,200	4,300	38,300	3,800	2,300	3,000	38,600	2,300	2,200	4,300	38,300	2020	76,900	76,900
2021	3,800	2,400	3,000	39,200	2,400	2,300	4,300	38,900	3,800	2,400	3,000	39,200	2,400	2,300	4,300	38,900	2021	78,100	78,100
2022	3,900	2,400	3,100	39,800	2,400	2,300	4,400	39,500	3,900	2,400	3,100	39,800	2,400	2,300	4,400	39,500	2022	79,300	79,300
2023	3,900	2,400	3,100	40,400	2,500	2,300	4,400	40,100	3,900	2,400	3,100	40,400	2,500	2,300	4,400	40,100	2023	80,500	80,500
2024	4,000	2,500	3,200	41,000	2,500	2,400	4,500	40,700	4,000	2,500	3,200	41,000	2,500	2,400	4,500	40,700	2024	81,700	81,700
2025	4,000	2,500	3,200	41,600	2,500	2,400	4,600	41,300	4,000	2,500	3,200	41,600	2,500	2,400	4,600	41,300	2025	82,900	82,900
2026	4,100	2,500	3,300	42,200	2,600	2,400	4,600	41,900	4,100	2,500	3,300	42,200	2,600	2,400	4,600	41,900	2026	84,100	84,100
2027	4,100	2,600	3,400	42,800	2,600	2,500	4,700	42,500	4,100	2,600	3,400	42,800	2,600	2,500	4,700	42,500	2027	85,300	85,300
2028	4,200	2,600	3,400	43,500	2,700	2,500	4,700	43,100	4,200	2,600	3,400	43,500	2,700	2,500	4,700	43,100	2028	86,600	86,600
2029	4,200	2,700	3,500	44,100	2,700	2,500	4,800	43,600	4,200	2,700	3,500	44,100	2,700	2,500	4,800	43,600	2029	87,700	87,700
2030	4,300	2,700	3,500	44,700	2,700	2,600	4,900	44,200	4,300	2,700	3,500	44,700	2,700	2,600	4,900	44,200	2030	88,900	88,900
2031	4,300	2,700	3,600	45,300	2,800	2,600	4,900	44,800	4,300	2,700	3,600	45,300	2,800	2,600	4,900	44,800	2031	90,100	90,100
2032	4,300	2,800	3,600	45,900	2,800	2,700	5,000	45,400	4,300	2,800	3,600	45,900	2,800	2,700	5,000	45,400	2032	91,300	91,300
2033	4,400	2,800	3,700	46,500	2,900	2,700	5,000	46,000	4,400	2,800	3,700	46,500	2,900	2,700	5,000	46,000	2033	92,500	92,500
2034	4,400	2,800	3,700	47,100	2,900	2,700	5,100	46,600	4,400	2,800	3,700	47,100	2,900	2,700	5,100	46,600	2034	93,700	93,700
2035	4,500	2,900	3,800	47,700	2,900	2,800	5,100	47,200	4,500	2,900	3,800	47,700	2,900	2,800	5,100	47,200	2035	94,900	94,900
2036	4,500	2,900	3,800	48,300	3,000	2,800	5,200	47,800	4,500	2,900	3,800	48,300	3,000	2,800	5,200	47,800	2036	96,100	96,100
2037	4,600	2,900	3,900	48,900	3,000	2,800	5,300	48,400	4,600	2,900	3,900	48,900	3,000	2,800	5,300	48,400	2037	97,300	97,300
2038	4,600	3,000	3,900	49,500	3,100	2,900	5,300	48,900	4,600	3,000	3,900	49,500	3,100	2,900	5,300	48,900	2038	98,400	98,400
2039	4,700	3,000	4,000	50,100	3,100	2,900	5,400	49,500	4,700	3,000	4,000	50,100	3,100	2,900	5,400	49,500	2039	99,600	99,600
2040	4,700	3,100	4,000	50,700	3,200	2,900	5,400	50,100	4,700	3,100	4,000	50,700	3,200	2,900	5,400	50,100	2040	100,800	100,800
2041	4,800	3,100	4,100	51,300	3,200	3,000	5,500	50,700	4,800	3,100	4,100	51,300	3,200	3,000	5,500	50,700	2041	102,000	102,000

Appendix B1: Investment Grade Base Case Traffic Forecasts

AADT by Probability Threshold									
Year	P90	P80	P70	P60	P50	P40	P30	P20	P10
2003	46,000	46,000	46,000	46,000	46,000	46,000	46,000	46,000	46,000
2004	46,600	46,600	46,600	46,600	46,600	46,600	46,600	46,600	46,600
2005	47,200	47,200	47,200	47,200	47,200	47,200	47,200	47,200	47,200
2006	47,900	47,900	47,900	47,900	47,900	47,900	47,900	47,900	47,900
2007	49,000	50,000	50,700	51,400	52,100	52,700	53,400	54,200	55,300
2008	49,900	51,300	52,600	53,600	54,600	55,700	56,800	58,100	59,800
2009	51,000	52,900	54,500	56,000	57,300	58,700	60,100	61,800	64,200
2010	51,900	54,000	55,800	57,400	58,900	60,300	62,000	63,800	66,500
2011	52,700	54,900	56,700	58,400	59,900	61,500	63,200	65,100	67,900
2012	53,500	55,800	57,700	59,400	61,000	62,600	64,400	66,400	69,400
2013	54,200	56,700	58,600	60,400	62,100	63,800	65,600	67,700	70,800
2014	55,000	57,600	59,600	61,400	63,200	65,000	66,800	69,000	72,200
2015	55,800	58,400	60,500	62,400	64,300	66,100	68,000	70,300	73,600
2016	56,500	59,300	61,500	63,500	65,300	67,300	69,300	71,600	75,100
2017	57,300	60,200	62,400	64,500	66,400	68,400	70,500	72,900	76,500
2018	57,900	60,900	63,200	65,300	67,300	69,400	71,600	74,100	77,800
2019	58,500	61,600	64,000	66,100	68,200	70,400	72,700	75,300	79,200
2020	59,100	62,300	64,800	67,000	69,100	71,400	73,800	76,600	80,600
2021	59,600	63,000	65,600	67,800	70,100	72,400	74,900	77,800	81,900
2022	60,200	63,700	66,400	68,600	71,000	73,400	76,000	79,000	83,300
2023	60,600	64,200	66,900	69,300	71,700	74,200	76,900	80,000	84,400
2024	60,900	64,600	67,500	69,900	72,400	74,900	77,700	80,900	85,400
2025	61,300	65,100	68,000	70,500	73,100	75,700	78,600	81,900	86,500
2026	61,600	65,500	68,500	71,200	73,800	76,500	79,500	82,800	87,600
2027	62,000	66,000	69,100	71,800	74,500	77,300	80,300	83,800	88,700
2028	62,300	66,400	69,600	72,400	75,200	78,100	81,200	84,800	89,800
2029	62,700	66,900	70,200	73,000	75,900	78,800	82,100	85,700	90,900
2030	63,100	67,300	70,700	73,700	76,600	79,600	82,900	86,700	91,900
2031	63,400	67,800	71,300	74,300	77,300	80,400	83,800	87,700	93,000
2032	63,800	68,200	71,800	74,900	78,000	81,200	84,700	88,600	94,100
2033	64,100	68,700	72,400	75,500	78,800	82,000	85,500	89,600	95,200
2034	64,500	69,100	72,900	76,200	79,500	82,700	86,400	90,500	96,300
2035	64,800	69,600	73,400	76,800	80,200	83,500	87,300	91,500	97,400
2036	65,200	70,000	74,000	77,400	80,900	84,300	88,100	92,500	98,500
2037	65,500	70,500	74,500	78,100	81,600	85,100	89,000	93,400	99,500
2038	65,900	70,900	75,100	78,700	82,300	85,800	89,900	94,400	100,600
2039	66,200	71,400	75,600	79,300	83,000	86,600	90,700	95,400	101,700
2040	66,600	71,800	76,200	79,900	83,700	87,400	91,600	96,300	102,800
2041	66,900	72,300	76,700	80,600	84,400	88,200	92,500	97,300	103,900

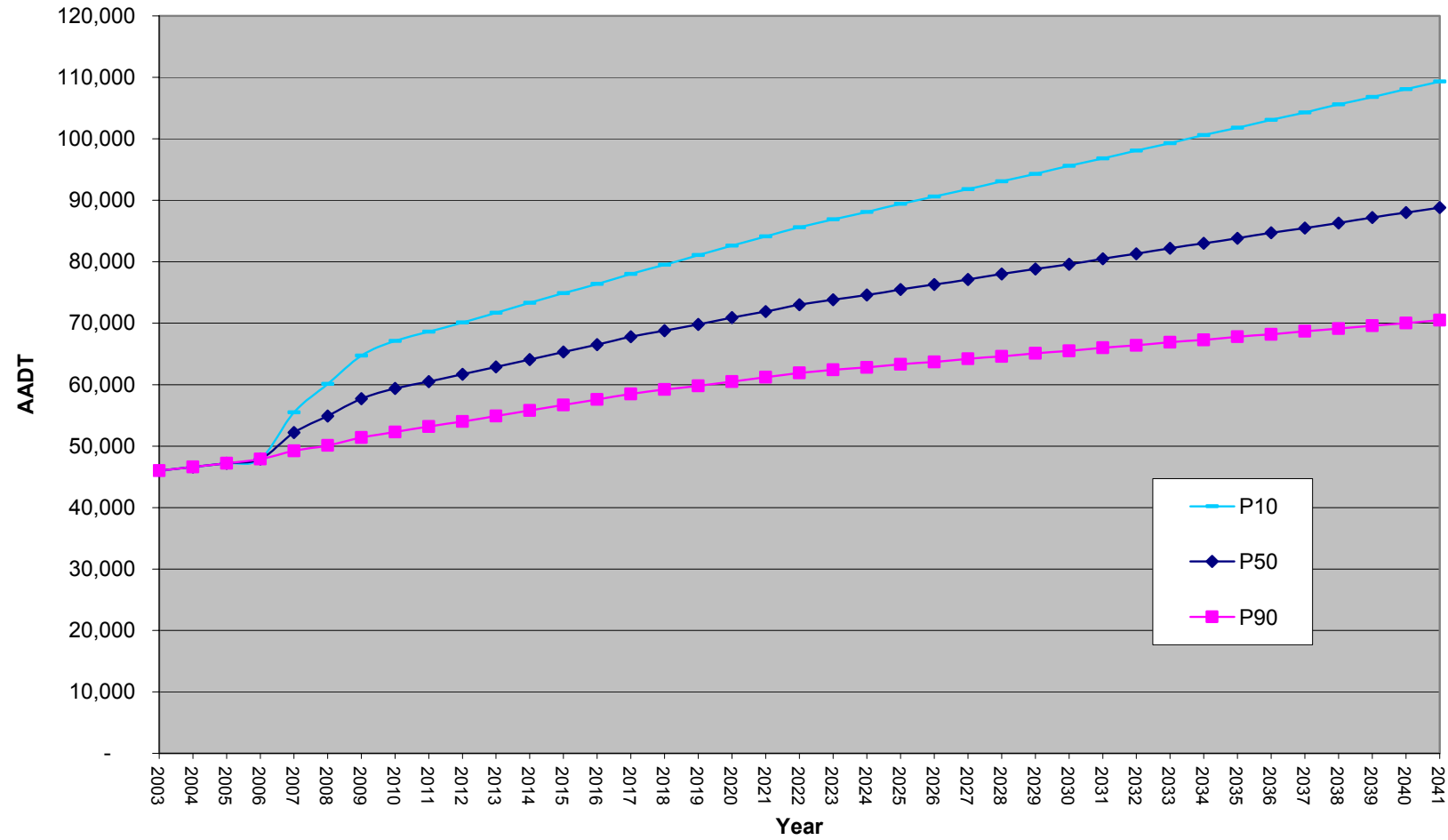
Base Case Traffic Forecasts



Appendix B2: Investment Grade Scenario 5 Traffic Forecasts

AADT by Probability Threshold									
Year	P90	P80	P70	P60	P50	P40	P30	P20	P10
2003	46,000	46,000	46,000	46,000	46,000	46,000	46,000	46,000	46,000
2004	46,600	46,600	46,600	46,600	46,600	46,600	46,600	46,600	46,600
2005	47,200	47,200	47,200	47,200	47,200	47,200	47,200	47,200	47,200
2006	47,900	47,900	47,900	47,900	47,900	47,900	47,900	47,900	47,900
2007	49,200	50,100	50,900	51,600	52,200	52,900	53,600	54,400	55,500
2008	50,100	51,600	52,800	53,900	54,900	56,000	57,100	58,400	60,100
2009	51,400	53,300	54,900	56,400	57,700	59,100	60,600	62,300	64,700
2010	52,300	54,500	56,300	57,900	59,400	60,900	62,500	64,400	67,100
2011	53,200	55,500	57,300	59,000	60,500	62,100	63,800	65,800	68,600
2012	54,000	56,400	58,300	60,000	61,700	63,300	65,000	67,100	70,100
2013	54,900	57,400	59,400	61,200	62,900	64,600	66,400	68,600	71,700
2014	55,800	58,400	60,400	62,300	64,100	65,900	67,800	70,000	73,300
2015	56,700	59,400	61,500	63,500	65,300	67,200	69,200	71,500	74,900
2016	57,600	60,400	62,600	64,600	66,500	68,500	70,600	72,900	76,400
2017	58,500	61,400	63,700	65,800	67,800	69,800	71,900	74,400	78,000
2018	59,200	62,200	64,600	66,700	68,800	71,000	73,200	75,800	79,500
2019	59,800	63,100	65,500	67,700	69,800	72,100	74,400	77,100	81,100
2020	60,500	63,900	66,400	68,600	70,900	73,200	75,600	78,500	82,600
2021	61,200	64,700	67,300	69,600	71,900	74,300	76,900	79,800	84,100
2022	61,900	65,500	68,200	70,600	73,000	75,400	78,100	81,200	85,600
2023	62,400	66,000	68,900	71,300	73,800	76,300	79,100	82,300	86,900
2024	62,800	66,600	69,500	72,100	74,600	77,300	80,100	83,400	88,100
2025	63,300	67,200	70,200	72,800	75,500	78,200	81,100	84,500	89,400
2026	63,700	67,700	70,900	73,600	76,300	79,100	82,200	85,700	90,600
2027	64,200	68,300	71,500	74,300	77,100	80,000	83,200	86,800	91,800
2028	64,600	68,800	72,200	75,100	78,000	80,900	84,200	87,900	93,100
2029	65,100	69,400	72,800	75,800	78,800	81,800	85,200	89,000	94,300
2030	65,500	69,900	73,500	76,600	79,600	82,800	86,200	90,100	95,600
2031	66,000	70,500	74,200	77,300	80,500	83,700	87,200	91,200	96,800
2032	66,400	71,100	74,800	78,100	81,300	84,600	88,200	92,400	98,100
2033	66,900	71,600	75,500	78,800	82,200	85,500	89,200	93,500	99,300
2034	67,300	72,200	76,100	79,600	83,000	86,400	90,200	94,600	100,600
2035	67,800	72,700	76,800	80,300	83,800	87,300	91,200	95,700	101,800
2036	68,200	73,300	77,400	81,100	84,700	88,200	92,300	96,800	103,100
2037	68,700	73,800	78,100	81,800	85,500	89,200	93,300	97,900	104,300
2038	69,100	74,400	78,800	82,500	86,300	90,100	94,300	99,100	105,600
2039	69,600	75,000	79,400	83,300	87,200	91,000	95,300	100,200	106,800
2040	70,000	75,500	80,100	84,000	88,000	91,900	96,300	101,300	108,100
2041	70,500	76,100	80,700	84,800	88,800	92,800	97,300	102,400	109,300

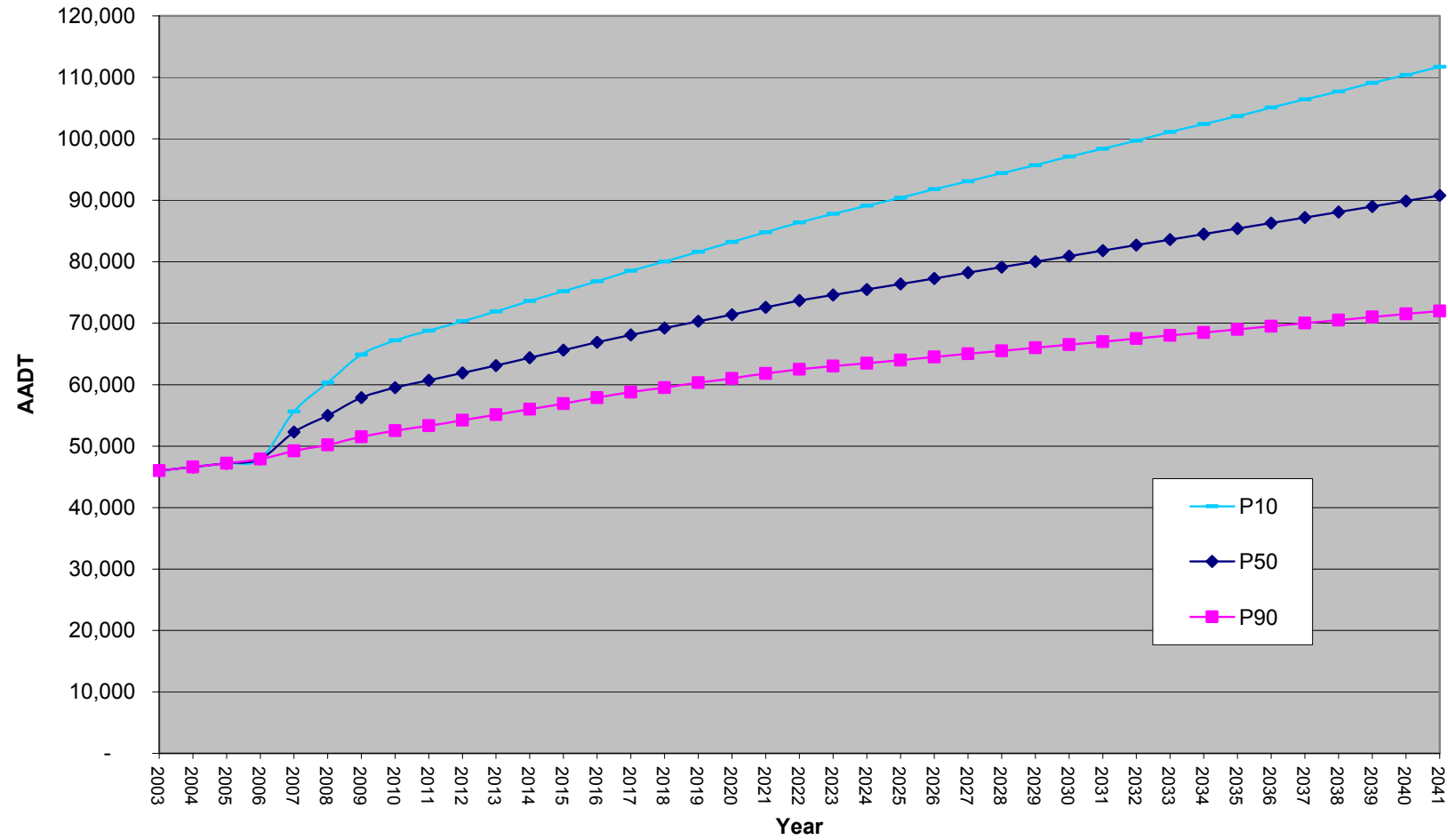
Scenario 5 Traffic Forecasts



Appendix B3: Investment Grade Scenario 7 Traffic Forecasts

AADT by Probability Threshold									
Year	P90	P80	P70	P60	P50	P40	P30	P20	P10
2003	46,000	46,000	46,000	46,000	46,000	46,000	46,000	46,000	46,000
2004	46,600	46,600	46,600	46,600	46,600	46,600	46,600	46,600	46,600
2005	47,200	47,200	47,200	47,200	47,200	47,200	47,200	47,200	47,200
2006	47,900	47,900	47,900	47,900	47,900	47,900	47,900	47,900	47,900
2007	49,200	50,200	51,000	51,600	52,300	52,900	53,700	54,500	55,600
2008	50,200	51,700	52,900	54,000	55,000	56,100	57,200	58,500	60,300
2009	51,500	53,500	55,100	56,500	57,900	59,300	60,800	62,500	64,900
2010	52,500	54,700	56,400	58,000	59,500	61,000	62,700	64,600	67,200
2011	53,300	55,600	57,500	59,100	60,700	62,300	64,000	66,000	68,800
2012	54,200	56,600	58,500	60,200	61,900	63,500	65,200	67,300	70,300
2013	55,100	57,600	59,600	61,400	63,100	64,800	66,700	68,800	71,900
2014	56,000	58,600	60,700	62,600	64,400	66,200	68,100	70,300	73,600
2015	56,900	59,700	61,800	63,800	65,600	67,500	69,500	71,800	75,200
2016	57,900	60,700	62,900	64,900	66,900	68,900	70,900	73,300	76,800
2017	58,800	61,800	64,000	66,100	68,100	70,200	72,300	74,800	78,500
2018	59,500	62,600	65,000	67,100	69,200	71,400	73,600	76,200	80,000
2019	60,300	63,500	66,000	68,200	70,300	72,600	74,900	77,700	81,600
2020	61,000	64,400	66,900	69,200	71,400	73,800	76,200	79,100	83,200
2021	61,800	65,200	67,900	70,200	72,600	75,000	77,600	80,500	84,800
2022	62,500	66,100	68,900	71,200	73,700	76,200	78,900	82,000	86,400
2023	63,000	66,700	69,600	72,100	74,600	77,100	79,900	83,200	87,800
2024	63,500	67,300	70,300	72,900	75,500	78,100	81,000	84,400	89,100
2025	64,000	68,000	71,000	73,700	76,400	79,100	82,100	85,600	90,400
2026	64,500	68,600	71,800	74,500	77,300	80,100	83,200	86,700	91,800
2027	65,000	69,200	72,500	75,300	78,200	81,100	84,300	87,900	93,100
2028	65,500	69,800	73,200	76,100	79,100	82,100	85,400	89,100	94,400
2029	66,000	70,400	73,900	76,900	80,000	83,000	86,400	90,300	95,700
2030	66,500	71,000	74,600	77,700	80,900	84,000	87,500	91,500	97,100
2031	67,000	71,600	75,300	78,500	81,800	85,000	88,600	92,700	98,400
2032	67,500	72,200	76,000	79,400	82,700	86,000	89,700	93,900	99,700
2033	68,000	72,800	76,800	80,200	83,600	87,000	90,800	95,100	101,100
2034	68,500	73,500	77,500	81,000	84,500	88,000	91,900	96,300	102,400
2035	69,000	74,100	78,200	81,800	85,400	88,900	92,900	97,500	103,700
2036	69,500	74,700	78,900	82,600	86,300	89,900	94,000	98,700	105,100
2037	70,000	75,300	79,600	83,400	87,200	90,900	95,100	99,900	106,400
2038	70,500	75,900	80,300	84,200	88,100	91,900	96,200	101,100	107,700
2039	71,000	76,500	81,100	85,000	89,000	92,900	97,300	102,300	109,100
2040	71,500	77,100	81,800	85,800	89,900	93,900	98,400	103,400	110,400
2041	72,000	77,700	82,500	86,600	90,800	94,800	99,400	104,600	111,700

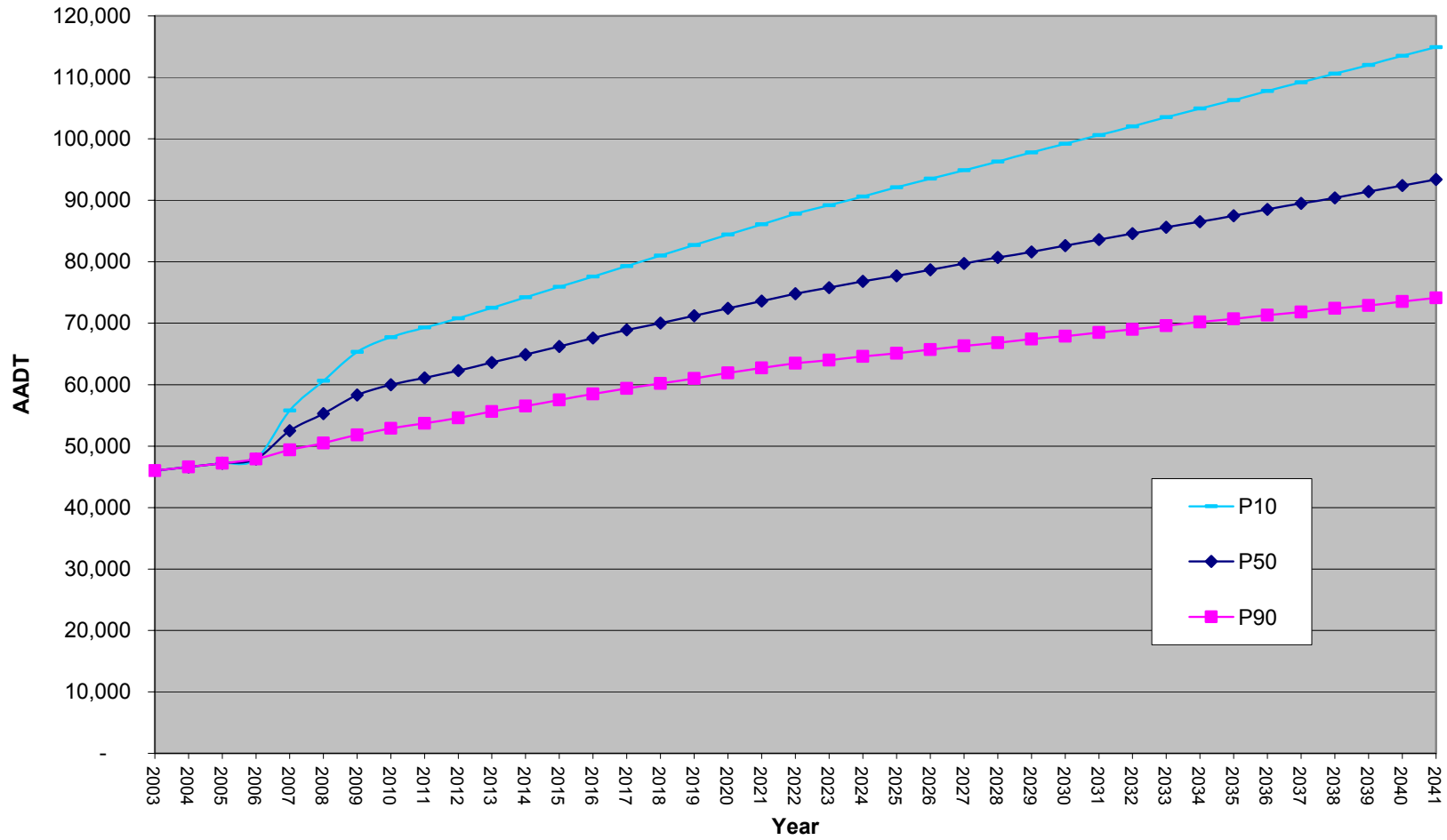
Scenario 7 Traffic Forecasts



Appendix B4: Investment Grade Scenario 9 Traffic Forecasts

AADT by Probability Threshold									
Year	P90	P80	P70	P60	P50	P40	P30	P20	P10
2003	46,000	46,000	46,000	46,000	46,000	46,000	46,000	46,000	46,000
2004	46,600	46,600	46,600	46,600	46,600	46,600	46,600	46,600	46,600
2005	47,200	47,200	47,200	47,200	47,200	47,200	47,200	47,200	47,200
2006	47,900	47,900	47,900	47,900	47,900	47,900	47,900	47,900	47,900
2007	49,400	50,400	51,100	51,800	52,500	53,100	53,900	54,700	55,800
2008	50,500	52,000	53,200	54,300	55,300	56,400	57,500	58,800	60,600
2009	51,800	53,800	55,500	56,900	58,300	59,700	61,200	62,900	65,300
2010	52,900	55,100	56,800	58,500	60,000	61,500	63,100	65,000	67,700
2011	53,700	56,000	57,900	59,600	61,100	62,700	64,400	66,400	69,300
2012	54,600	57,000	58,900	60,700	62,300	64,000	65,700	67,800	70,800
2013	55,600	58,100	60,100	61,900	63,600	65,400	67,200	69,400	72,500
2014	56,500	59,100	61,200	63,100	64,900	66,800	68,700	70,900	74,200
2015	57,500	60,200	62,400	64,400	66,200	68,200	70,100	72,500	75,900
2016	58,500	61,300	63,500	65,600	67,600	69,600	71,600	74,000	77,600
2017	59,400	62,400	64,700	66,800	68,900	71,000	73,100	75,600	79,300
2018	60,200	63,400	65,800	67,900	70,000	72,200	74,500	77,100	81,000
2019	61,000	64,300	66,800	69,000	71,200	73,500	75,900	78,700	82,700
2020	61,900	65,300	67,900	70,100	72,400	74,800	77,300	80,200	84,400
2021	62,700	66,200	68,900	71,200	73,600	76,100	78,700	81,700	86,100
2022	63,500	67,100	70,000	72,400	74,800	77,300	80,100	83,200	87,800
2023	64,000	67,800	70,700	73,200	75,800	78,400	81,200	84,500	89,200
2024	64,600	68,500	71,500	74,100	76,800	79,500	82,400	85,800	90,600
2025	65,100	69,200	72,300	75,000	77,700	80,500	83,600	87,100	92,100
2026	65,700	69,800	73,100	75,900	78,700	81,600	84,800	88,400	93,500
2027	66,300	70,500	73,900	76,800	79,700	82,700	85,900	89,700	94,900
2028	66,800	71,200	74,700	77,600	80,700	83,700	87,100	90,900	96,300
2029	67,400	71,900	75,400	78,500	81,600	84,800	88,300	92,200	97,800
2030	67,900	72,500	76,200	79,400	82,600	85,800	89,400	93,500	99,200
2031	68,500	73,200	77,000	80,300	83,600	86,900	90,600	94,800	100,600
2032	69,000	73,900	77,800	81,200	84,600	88,000	91,800	96,100	102,000
2033	69,600	74,600	78,600	82,100	85,600	89,000	92,900	97,400	103,500
2034	70,200	75,200	79,400	82,900	86,500	90,100	94,100	98,600	104,900
2035	70,700	75,900	80,100	83,800	87,500	91,200	95,300	99,900	106,300
2036	71,300	76,600	80,900	84,700	88,500	92,200	96,400	101,200	107,800
2037	71,800	77,300	81,700	85,600	89,500	93,300	97,600	102,500	109,200
2038	72,400	77,900	82,500	86,500	90,400	94,400	98,800	103,800	110,600
2039	72,900	78,600	83,300	87,400	91,400	95,400	99,900	105,100	112,000
2040	73,500	79,300	84,100	88,200	92,400	96,500	101,100	106,300	113,500
2041	74,100	79,900	84,800	89,100	93,400	97,600	102,300	107,600	114,900

Scenario 9 Traffic Forecasts



Appendix C: Comparison of Traffic Forecasts

Base Case

	Model Traffic Forecasts Unconstrained			Main Model Base Case Constrained	Cross-Check Base Case Constrained	Risk Analysis Base Case		
	Do Nothing	Low	High			P90	P50	P10
2007	50,400	50,500	54,700	53,500	52,000	49,000	52,100	55,300
2012	54,500	56,100	63,600	65,400	61,200	53,500	61,000	69,400
2017	58,700	61,700	72,500	69,400	64,900	57,300	66,400	76,500
2022	62,300	66,700	81,500	72,700	69,500	60,200	71,000	83,300
2041	66,000	82,100	116,600	84,200	80,500	66,900	84,300	103,900

Scenario 5

	Model Traffic Forecasts Unconstrained			Main Model Scenario 5 Constrained	Cross-Check Scenario 5 Constrained	Risk Analysis Scenario 5		
	Do Nothing	Low	High			P90	P50	P10
2007	50,400	50,500	54,700	53,700	52,100	49,200	52,200	55,500
2012	54,500	56,100	63,600	66,100	61,800	54,000	61,700	70,100
2017	58,700	61,700	72,500	72,200	67,500	58,500	67,800	78,000
2022	62,300	66,700	81,500	77,400	70,300	61,900	73,000	85,600
2041	66,000	82,100	116,600	91,800	83,400	70,500	88,800	109,300

Scenario 7

	Model Traffic Forecasts Unconstrained			Main Model Scenario 7 Constrained	Cross-Check Scenario 7 Constrained	Risk Analysis Scenario 7		
	Do Nothing	Low	High			P90	P50	P10
2007	50,400	50,500	54,700	53,700	52,100	49,200	52,300	55,600
2012	54,500	56,100	63,600	66,300	62,000	54,200	61,900	70,300
2017	58,700	61,700	72,500	72,600	67,900	58,800	68,100	78,500
2022	62,300	66,700	81,500	78,100	70,600	62,500	73,700	86,400
2041	66,000	82,100	116,600	96,500	87,200	72,000	90,800	111,700

Scenario 9

	Model Traffic Forecasts Unconstrained			Main Model Scenario 9 Constrained	Cross-Check Scenario 9 Constrained	Risk Analysis Scenario 9		
	Do Nothing	Low	High			P90	P50	P10
2007	50,400	50,500	54,700	53,900	52,200	49,400	52,500	55,800
2012	54,500	56,100	63,600	66,800	62,400	54,600	62,300	70,800
2017	58,700	61,700	72,500	73,400	68,600	59,400	68,900	79,300
2022	62,300	66,700	81,500	79,400	70,900	63,500	74,800	87,800
2041	66,000	82,100	116,600	102,000	91,100	74,100	93,400	114,900

